
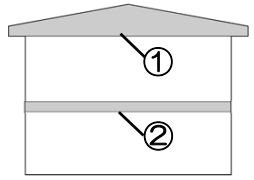

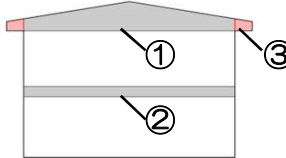

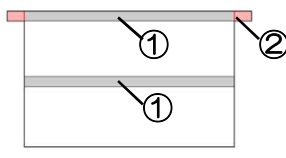

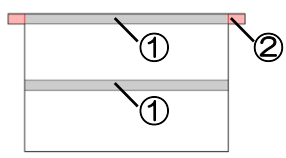

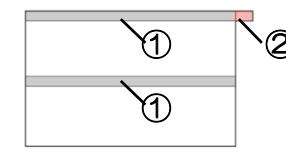
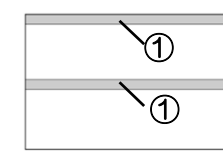
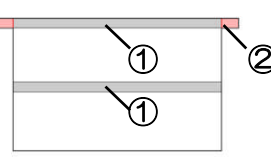

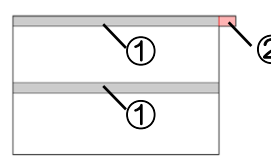




Overview of apartment series subject to top priority investigations

As of June 27, 2018

Series name / Period		1993	1994	1995	1996	1997	1998	1999	2000	2001	2002	2003	2004	2005	2006	2007	2008	2009	Roof-type
Six series	Gold Nail New Gold Nail Wooden framing (2x4), 2 floors	 Jan 1994 - Dec 1995 GN, NGN		Sections to be investigated ◇①Parting wall in attic (presence) ◆②Roof space of each floor (parting wall)											Gable-type (with attic)				
	Gold Residence Steel (braced panel), 2-3 floors	 Jan 1996 - Apr 2000 GR		Sections to be investigated ◆①Parting wall in attic (presence) ◆②Parting wall in roof space of each floor ◇③Parting wall in eaves (hallway, balcony) *only semi-fireproof structures															
	New Silver Residence Wooden post & beam (panel), 2 floors	 Jul 1997 - Mar 2000 NSR		Sections to be investigated ◆①Parting wall in roof space of each floor ◇②Parting wall in eaves (hallway, balcony) *after Ver3											Flat-roof (without attic)				
	New Gold Residence Steel (braced panel), 2 floors	 Jan 1998 - May 2000 NGR		Sections to be investigated ◆①Parting wall in roof space of each floor ◇②Parting wall in eaves (hallway, balcony) *only snow-areas															
	Special Steel Residence Steel (braced panel), 2 floors	 Apr 1999 - Jun 2000 SSR		Sections to be investigated ◆①Parting wall in roof space of each floor ◇②Parting wall in eaves (hallway)															
	Better Steel Residence Steel (braced panel), 2 floors	 Jan 2000 - Aug 2000 BSR		Sections to be investigated ◆①Parting wall in roof space of each floor															
	Con Grazia Steel type Steel (braced panel), 2-3 floors		 Jul 2000 - Mar 2009 FCA, FCV, FCF		Sections to be investigated ◆①Parting wall in roof space of each floor ◇②Parting wall in eaves (hallway, balcony)														
	Con Grazia Wooden type (Standard) Wooden post & beam (panel), 2 floors		 Jul 2000 - Mar 2009 FCW		Sections to be investigated ◆①Parting wall in roof space of each floor ◇②Parting wall in eaves (hallway)														
	Con Grazia Wooden type (Hokkaido) Wooden traditional post & beam (panel), 2 floors		 Jul 2000 - Mar 2009 FCS (FCH)		Sections to be investigated ◆①Parting wall in roof space of each floor ◇②Parting wall above indoor hallway														

Concerning tenant evacuation during repair works... **Sections to be investigated** ◆: evacuation necessary ◇: evacuation unnecessary
 **"Sections to be investigated" and "tenant evacuation" may change due to building situations